

The collection of grade-appropriate activities below may be used to enhance the summer reading experience for students. The activities are reflective of different learning styles and several of them focus on high-order tasks as required by Language Arts Florida Standards. Schools may use the following activities as listed or may modify them to meet specific student learning styles. The length of the assignment and the amount of time that will be required to complete it should be considered when making summer reading assignments.

- Keep a reading log/journal of the books you have read. Include the title(s), a one-sentence summary of each, and write two or three new words you have learned from your reading.
- After reading a book select the 5 most important words in the book, and explain why these words are important to the main idea(s) or information presented.
- Using an index card summarize the book you have read on one side, and on the other side write to explain why you would recommend this book to a friend to read. Use evidence from the text to support your answer.
- Draw a picture of your favorite page. Explain in writing why this page is your favorite. Use evidence from the text to support your answer.
- Draw a map of the book's setting. Explain the setting in two or three sentences below the picture.
- Make a picture timeline of all the events in the book, labeling each of the events to provide facts, definitions, or important points taking place.
- Make a poster about the book using one or two of the following media: finger-paint, water colors, crayons, chalk, real materials. Write an explanation of your poster.
- Rewrite the story, event or concept in a picture book form.
- Create a puppet, finger puppet or draw a portrait about your favorite character. Write a sentence or two of what your character would say to the author.
- Using a shoe box, create a diorama (three-dimensional scene which includes models of people, building, plants, and animals) of an important even in the book. Write a narrative recounting the event.
- Make up another beginning and ending for the story or event presented in your book. Include pictures/drawings.
- Cut out magazine pictures to make a collage or poster illustrating the central idea or theme of the book. Add descriptive words to convey the central idea or theme of the book.
- Make a mobile showing words, pictures or symbols of ideas, events or information presented in the book.
- Draw a picture postcard to a friend giving reasons why they should or should not read the book.



Appendix A

K-12 Summer Reading Guidelines District Summer Reading List - Elementary

School Copy

Title	Author	Genre	ISBN	Avg. Price
Grade K				
Amelia Bedelia Goes Camping	Peggy Parish	Fiction	978-0-06-051106-7	\$2.99
Animals Work	Ted Lewin	Nonfiction	978-0-8234-3040-6	\$11.83
The Big Snow	Berta Hader	Fiction	978-0-689-71757-4	\$7.99
The Big Wet Balloon	Ricardo Liniers	Nonfiction	978-1-935179-32-0	\$10.06
Biscuit Finds a Friend	Alyssa S. Capucilli	Fiction	978-0-06-444243-5	\$3.99
Dig Those Dinosaurs	Lori Houran	Nonfiction	978-0-8075-1579-2	\$12.08
Don't Let the Pigeon Drive the Bus	Mo Willems	Fiction	978-0-7868-1988-1	\$12.14
Fire! Fire! Said Mrs. McGuire	Bill Martin	Fiction	978-0-1520-5725-1	\$12.89
Hearts	Thereza Rowe	Nonfiction	978-1-935179-59-7	\$9.37
I Like Me	Nancy Carlson	Fiction	978-0-14-050819-2	\$6.99
I Will Surprise My Friend	Mo Willems	Fiction	978-1-42310-962-4	\$5.61
If You Give A Mouse A Cookie	Laura J. Numeroff	Fiction	978-0-0602-4586-3	\$10.61
Library Lion	Michelle Knudsen	Fiction	978-0-7636-3784-2	\$5.30
The Little Red Hen	Byron Barton	Fiction	978-0-06-021675-7	\$13.64
Me Encantan Los Saturdays y los Domingos	Alma Flor Ada	Fiction/Multicultural	978-1-594-37576-7	\$9.19
Mittens	Lola M. Schaefer	Fiction	978-0-06-054661-8	\$3.99
My Dad	Anthony Browne	Fiction	978-0-374-35101-4	\$14.49
One Fish, Two Fish, Red Fish, Blue Fish	Dr. Seuss	Fiction	978-0-394-90013-1	\$11.99
Underground	Shane Evans	Nonfiction	978-1-59643-538-4	\$12.51
The Very Hungry Caterpillar	Eric Carle	Fiction	978-0-399-20853-9	\$13.74
We're Going on a Bear Hunt	Michael Rosen	Fiction	978-0-689-85349-4	\$4.99
			Average Price	\$9.67

Prices reflect the average retail price and may vary. ISBN is directly related to binding type, paperback or hardcover, and will be slightly different for each.



My Book Report

Name _____
Date _____

Title _____

Author _____



Fiction

☐

Non-Fiction

☐

Write 2 – 3 sentences about the book.

What was your favorite part of the story? Draw a picture on the back of this book report.

Name _____



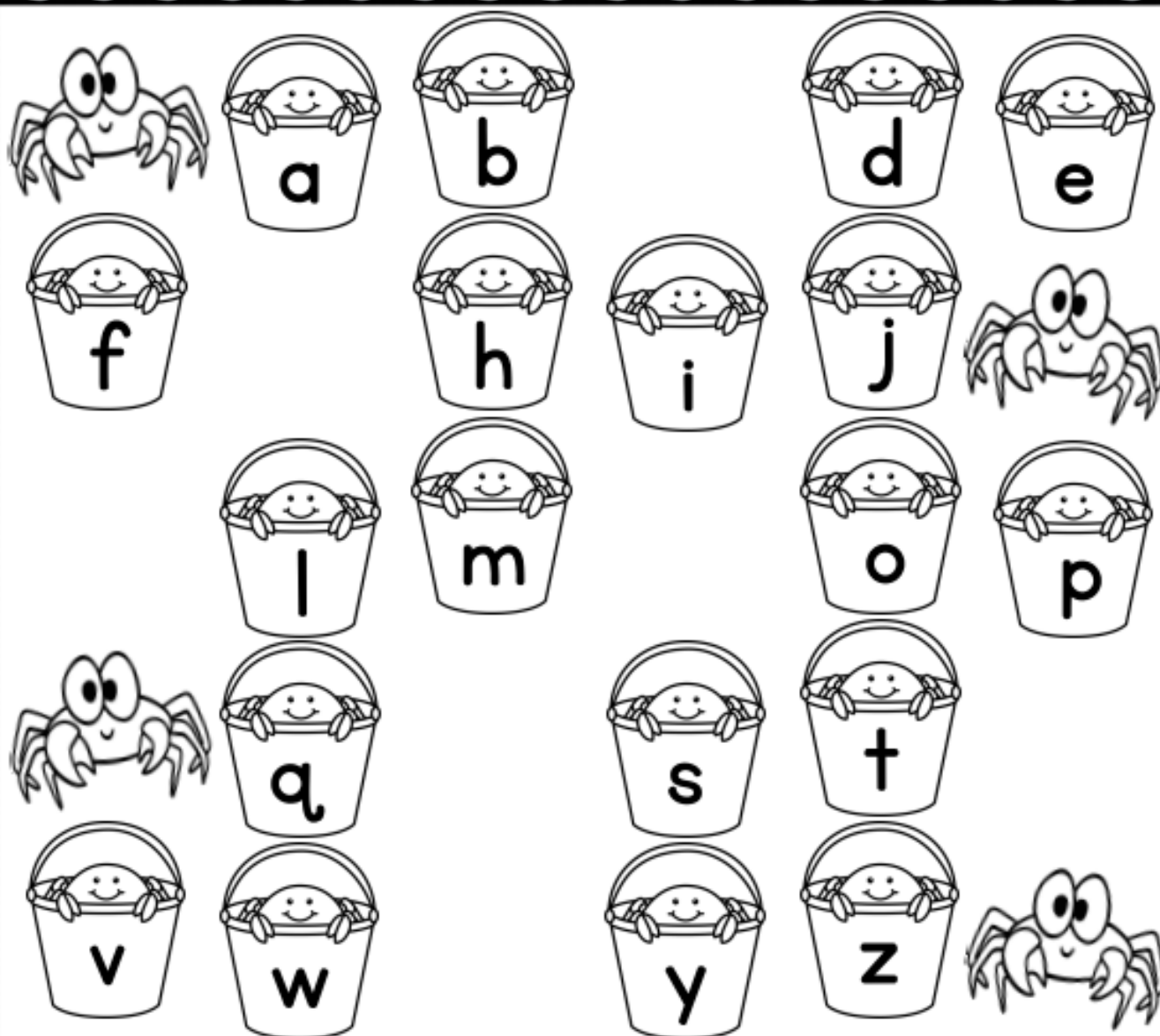
Summer Kindergarten pack




©2014 The Teaching Treehouse

Crabby ABC Order

Directions: Cut and
paste the buckets
at the bottom to
complete the alphabet.



©2014 The Teaching Treehouse



Name _____

Sunny ABCs

Directions: Draw a
line to match the
uppercase letter to
the lowercase letter.



A

f

G

k

B

a

H

j

C

b

I

g

D

e

J

i

E

c

K

h

F

d

L

i

M

q

T

v

N

m

U

t

O

r

V

z

P

o

W

u

Q

p

X

y

R

n

Y

w

S

s


Z

x

Name _____

Summer Lowercase Letters

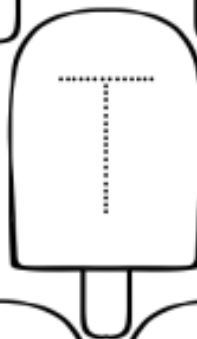

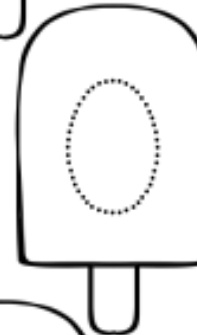
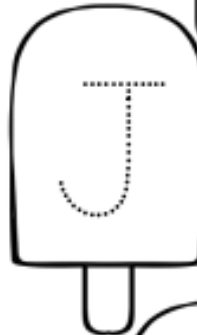
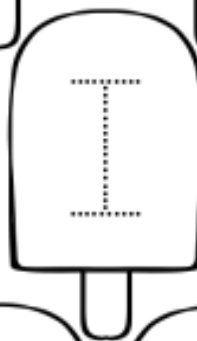
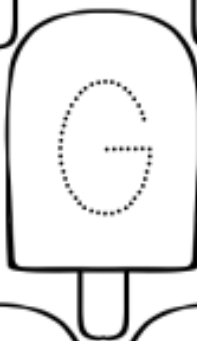




Directions: Print the missing letters to complete the alphabet.



Name _____

Summer Uppercase Letters

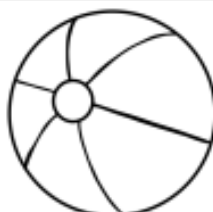
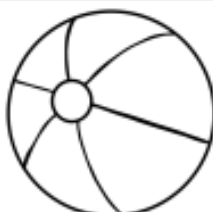
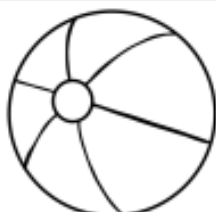
Directions: Print the missing letters to complete the alphabet.

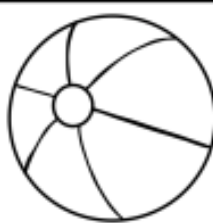
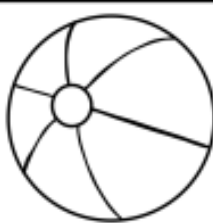
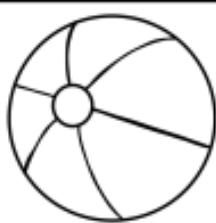


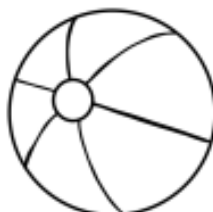
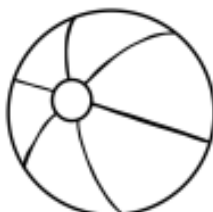
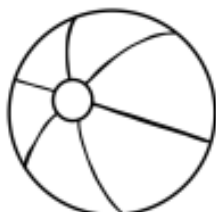
Name _____

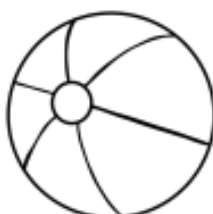
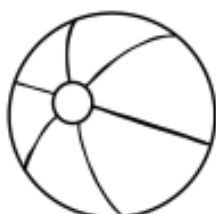
Summer Syllables

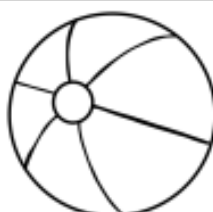
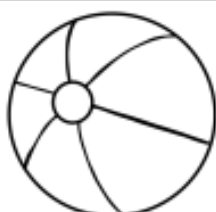
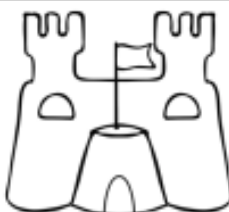
Directions: Say the name of the picture in each row. Color a beach ball for each syllable you hear in the word, and write the number on the line.

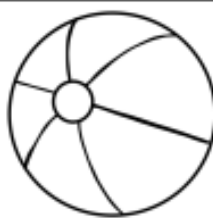
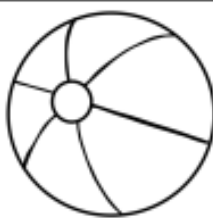
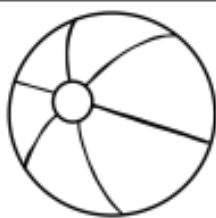












Name _____

Summer Syllables

Directions: Say the name of the picture in each row. Color one fire for each syllable you hear in the word, and write the number on the line.











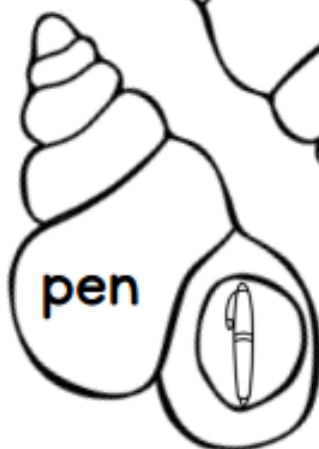
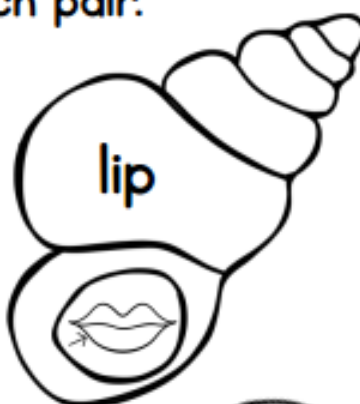


Name _____



Summer Time Rhymes

Directions: Color each pair of rhyming shells the same color. Use a different color for each pair.



Name _____

Summer Time Rhymes

Directions: Color each pair of rhyming ice cream cones the same color. Use a different color for each pair.

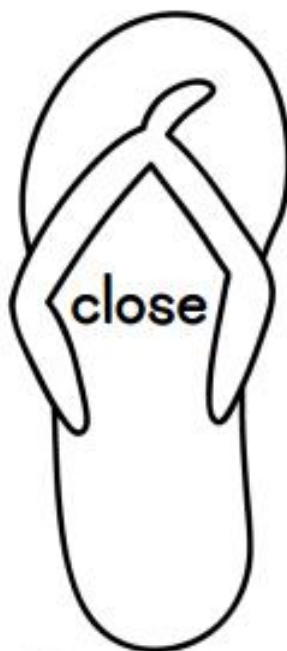


Name _____



Flip-flop Opposites

Directions: Color each pair of opposite words the same color. Use a different color for each pair.



Name _____

Summer Beginning Sounds

Directions: Circle the **beginning** letter for each picture.



p b l



v t f



u n m



k g h



p r d



e i t



c b r



l j g



c z s

Name _____

Summer Ending Sounds

Directions: Circle the ending letter for each picture.



k t n



m y r



e i f



c b d



t p l



k o n



g l r




v k h



x w b

Name _____



Directions: Color the picture using the key.

Color by Sight Word

key:

be = orange

get = black

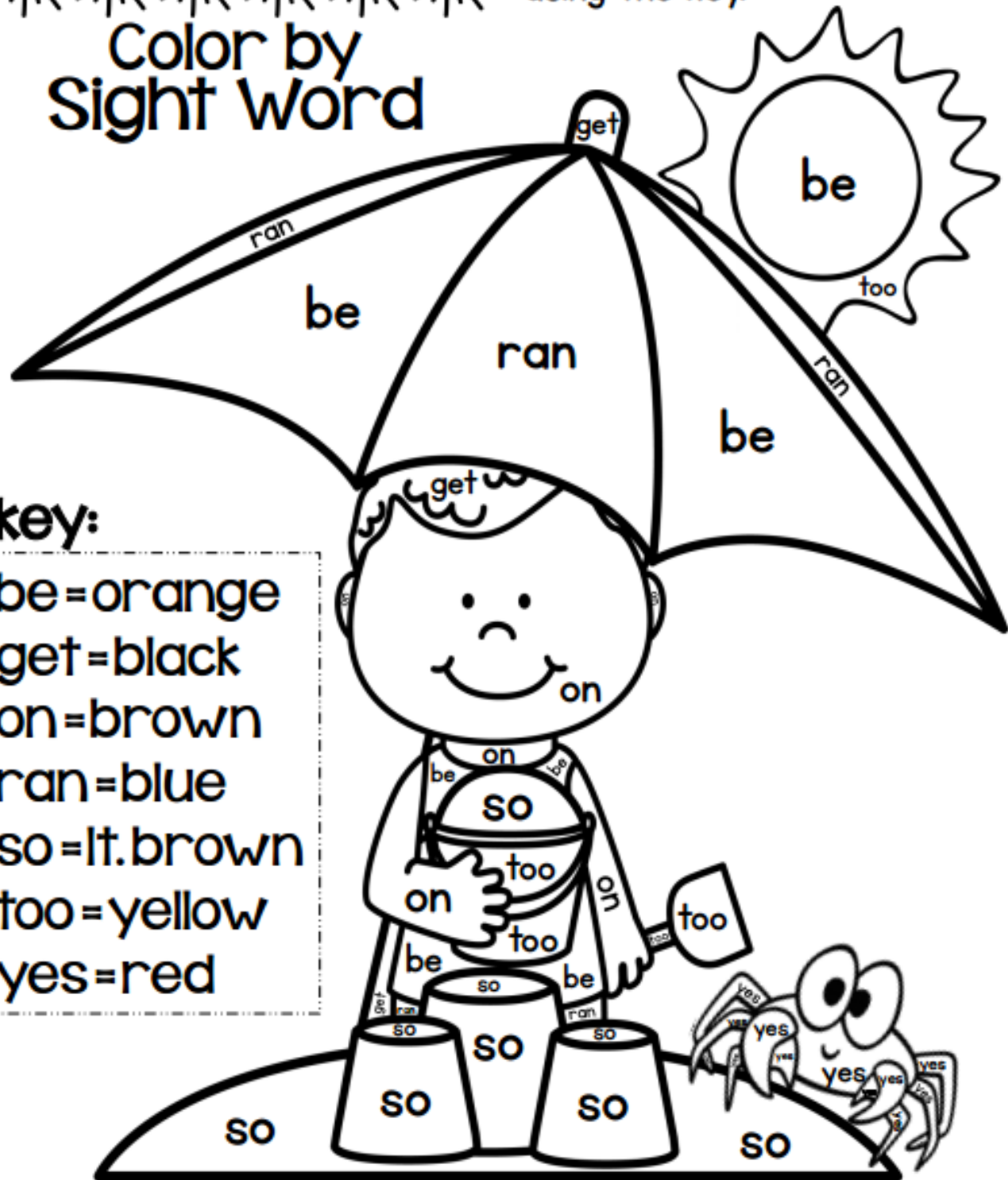
on = brown

ran = blue

so = lt. brown

too = yellow

yes = red



Name _____

Summer
Color by
Sight Word

Directions: Color the picture using the key.

k what = blue
e who = yellow
y white = red
went = pink
well = black
with = brown



Name _____

Summer Reading Comprehension

Directions: Read the passage. Circle the correct answer for each question.

Summer Treats

Dan and Jan sat. They ate ice cream. It was good!



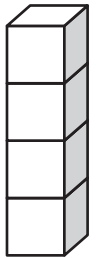
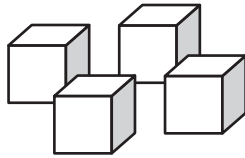
Who sat with Dan?

- A. Stan
- B. Jan
- C. no one

What did they eat?

- A. hotdogs
- B. cupcakes
- C. ice cream

Child's Name _____



☐

☐

☐



☐



☐



☐



2
two



☐



☐



☐



1 2 3 4 _____

6

☐

5

☐

4

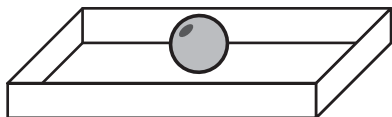
☐

DIRECTIONS 1. Jake uses the blocks to build a four-block tower. Mark under the picture that shows his tower. 2. The first circle is colored black. Mark beside the picture that shows the fourth circle colored gray. 3. Mark beside the set that shows two. 4. Mark under the number that comes next.

GO ON

Child's Name _____

5



6

☐

3

☐

1

☐

6



4

☐

5

☐

6

☐

7


☐

☐

☐

8


☐

☐


☐

DIRECTIONS 5. Mark under the number that tells how many beads are in the box. 6. Mark under the number that tells how many hearts there are. 7. Mark beside the counters that show the same number of objects as there are in the set of toy trucks. 8. Count the gray stars. Mark beside the set that shows more white stars.

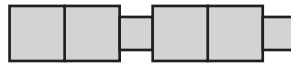
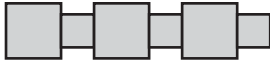
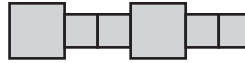
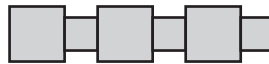
GO ON 

9




☐

☐

☐

10


☐

☐

☐

11


☐

☐

☐

12


☐

☐


first


☐

DIRECTIONS 9. Mandy has 2 fish. The number of fish Ron has is less.
Mark beside the number of fish Ron has. 10. Mark beside the shape that is the
same. 11. Mark under the arrow that points down. 12. Mark under the child
that is last in line.

GO ON 

Child's Name _____

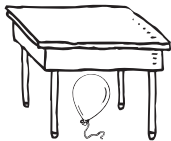


13


☐


☐

☐

14


☐

☐

☐

15


☐

☐

☐

16


☐









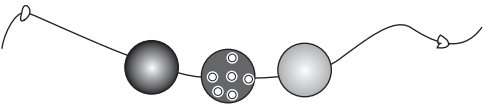



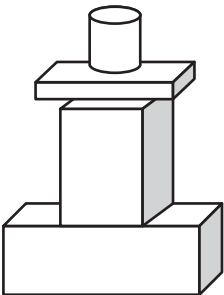



☐

☐

DIRECTIONS 13. Mark under the small square. 14. Mark under the picture that shows the balloon over the table. 15. Mark beside the food that is alike. 16. Mark beside the stuffed animal that is different.

GO ON 

Child's Name _____

<p>17</p> 	 <input type="radio"/>  <input type="radio"/>  <input type="radio"/>
<p>18</p> 	 <input type="radio"/>  <input type="radio"/>  <input type="radio"/>
<p>19</p> 	 <input type="radio"/>  <input type="radio"/>  <input type="radio"/>
<p>20</p> 	 <input type="radio"/>  <input type="radio"/>  <input type="radio"/>

DIRECTIONS 17. Mark beside the shape that is the same as the one to the right of the black triangle. 18. Mark beside the shape that is the same as the one on the left at the beginning of the row. 19. Mark beside the bead that is like the one in the middle. 20. Mark beside the block that is the same as the one on the top of the tower.

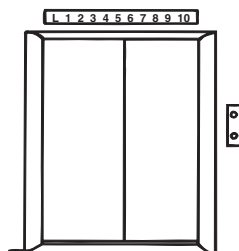


Child's Name _____


21



22



23



24



DIRECTIONS 21. Seth draws a square. Then he draws a star under the square. Mark beside the picture Seth draws. 22. The man pushes a button to go up on the elevator. Mark under the button that has an arrow pointing up. 23. Mark under the big circle. 24. Mark under the object that does not belong in the group.

